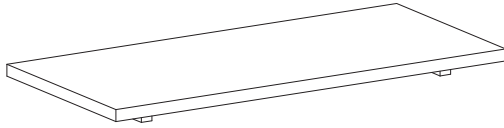




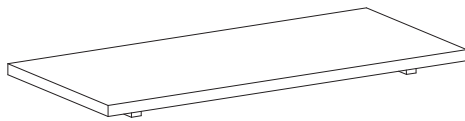
Savoy WC worktop black granite/carrara marble

Assembly Instructions (20050073360, 20050073370)

Parts supplied:



Tools Required:



Make that the cabinet is level.
Position the worktop on the cabinet

Cleaning

Please leave with the householder

Never use a scourer or other abrasive cleaning agents as this will damage the stone and remove the sealant used to waterproof the marble. This will lead to scratching of the polished surface, and to staining, leaving the surface dull and marked.

Do not use the following on your stone bowl:

- acidic cleaners inc. bathroom, tile or floor cleaners
- ammonia
- powdered or liquid abrasive cleaners
- soft paste cleaners
- vinegar
- alcohol
- window cleaners
- abrasive cleaning pads
- lemon
- steel wool
- or any other material likely to scratch or mark the stone surface.

Maintenance

Stone needs special care. Protect your stone bowl with a professional stone sealer at least once a year. These are readily available from reputable stone care merchants or on-line. We recommend Lithofin Stain Stop (www.Lithofin.com).

Please see our website www.bathstore.com for any assistance.