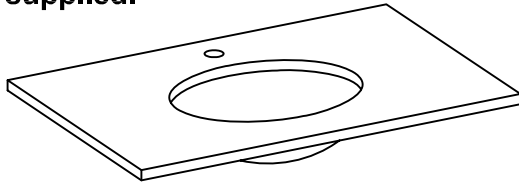
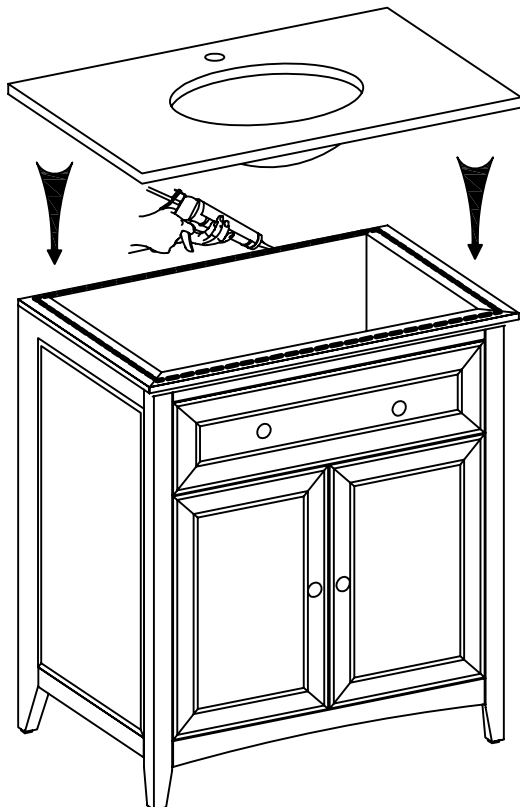
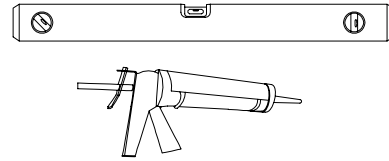


Savoy 790 Carrara Marble / Black Granite 1 Tap Hole Top & Under Counter Ceramic Basin Assembly Instructions For (41800070400, 41800070410)

Parts supplied:



Tools Required:



Make sure that the cabinet is level.
Apply silicone seal around the top of the cabinet.
Position the marble or granite top on the cabinet



Cleaning

Please leave with the householder

Never use a scourer or other abrasive cleaning agents as this will damage the stone and remove the sealant used to waterproof the marble. This will lead to scratching of the polished surface, and to staining, leaving the surface dull and marked.

Do not use the following on your stone bowl:

- acidic cleaners inc. bathroom, tile or floor cleaners
- ammonia
- powdered or liquid abrasive cleaners
- soft paste cleaners
- vinegar
- alcohol
- window cleaners
- abrasive cleaning pads
- lemon
- steel wool
- or any other material likely to scratch or mark the stone surface.

Maintenance

Stone needs special care. Protect your stone bowl with a professional stone sealer every three years or as recommended. These are readily available from reputable stone care merchants or on-line. We recommend Lithofin Stain Stop (www.Lithofin.com).